



8+



1-4



25 min

## PRINT & PLAY

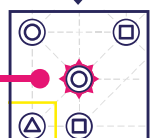
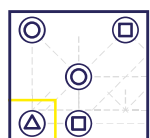
### SET UP

The controller of the first round shuffles the 4 Open Day cards face down. They draw one at random and return the other 3 back to the game box.

The controller turns the drawn Open Day card face up.

This card shows all players the metro station where the Open Day is located.

All players mark this station on their game sheet by drawing a Tourist Site symbol around the station located in the centre of the specified district.



Please print pages 2 and 3 double-sided

### END OF EACH ROUND

As in the basic rules, count the number of tourist sites which each of your metro lines passes through, also considering the 6<sup>th</sup> tourist site of the city indicated by the Open Day card.

### ADVANCED MODE

These Open Day cards are compatible with both advanced game modes.





Modification of this common objective card :





**Draw your Underground network such that it connects at least 5 tourist sites in the city.**

### HOW TO PLAY

This station becomes a 6<sup>th</sup> tourist site through which players can run their metro lines in the game.



**CUT along  
the dotted  
lines !**



Rules • Règles • Regeln  
Regole • Reglas • Regras  
Spelregels • Правила игры

[blueorangegames.eu/en/goodies/activities-pnp-and-more/next-station-goodies](https://blueorangegames.eu/en/goodies/activities-pnp-and-more/next-station-goodies)

© 2022 Blue Orange Edition. Next Station London and Blue Orange are trademarks of Blue Orange Edition, France. Game published and distributed under license by Blue Orange, 97 impasse Jean Lamour, 54700 Pont-à-Mousson, France. Made in China. Designed in France. [www.blueorangegames.eu](http://www.blueorangegames.eu)