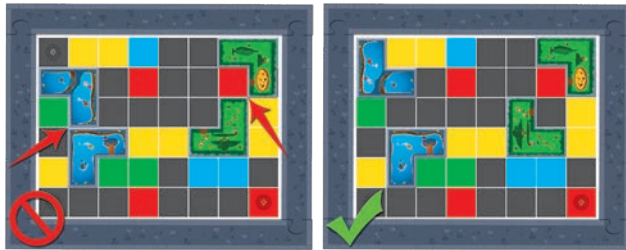


⚠ Tiles of the same kind **MUST NEVER TOUCH**, whether that be side by side **or corner to corner**.



### HOW TO WIN?

To win, you must cover all the building sites on the "City Map" card by using all 16 Tiles and adhering to the two golden rules.

#### TIP:

Each City has only one solution! Put down the Buildings you are sure of first, even if they do not touch each other. Like with a puzzle, you'll always reach the solution in the end.



# VILLAGEO™



blue orange  
Not Games Cool Planner

Ives Janssens  
Stivo

## INTRODUCTION


Become a renowned city planner by creating the most beautiful cities possible. You must watch out for planning restrictions by placing businesses, houses, lakes and gardens in the right places to respect the proposed plans and build your ideal city. Will you manage to complete the 60 Villageo projects?

## OBJECT OF THE GAME

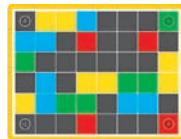
Place businesses, houses, lakes and gardens in 8x6 Building Site spaces to create your ideal city.

## "CITY MAP" CARDS

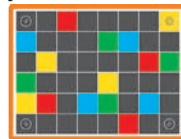
Map colours indicate the level of difficulty:



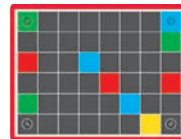
Level: Easy



Level: Normal



Level: Difficult



Level: Expert

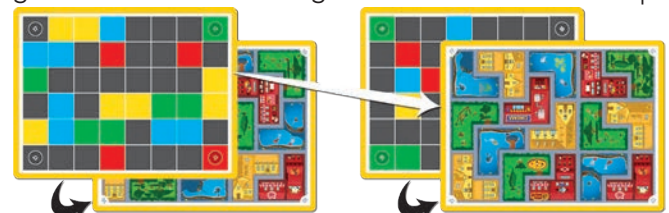
## GAME CONTENTS

- ⚠ Four kinds of L-shaped tiles:
- 🌳 4 Parks
- 🌊 4 Lakes
- 🏠 4 Businesses
- 🏡 4 Residential areas
- 🗺 60 "City Map" cards
- 🧩 1 Puzzle template



Each map has a challenge side and a side showing the solution to another map.

For example: The solution to challenge 17 can be found on the back of the map for challenge 47.



## HOW TO PLAY?

Choose a "City Map" card at the difficulty level you want to play and place this, challenge-side up, in front of you. Assemble the template as in the image below. Now try to assemble Buildings in the City, respecting the two following golden rules:

⚠ All coloured Building Sites found on the "City Map" card must be covered by the same kind of Tile.

